

Expertise you can trust

By the Numbers: Second Quarter 2022

This second quarter of 2022 showed an increase over the first quarter with **197** reported events. This is similar to the number of events in the second quarter of 2021, and nearly double the number of events in Q2 2020.

We must continue to stress that the **threat of continued cybercriminal activity remains high**.

Hacking and Phishing Trends

Together, hacking and unauthorized access (often associated with phishing exploits) represent **88%** of all reported events, a **4% increase** during this quarter, and now represent fully **98% of all people** impacted by those two breach categories this past quarter.

Business Associates Losing Ground

Business Associates reported **41% of all breaches** this quarter, a whopping **11% increase** and the highest percentage reported since reporting began.

Networks Disproportionately Affected

Network Servers are the number one source of data breaches this quarter. While **82 reported events** is one fewer than last quarter, the number of individuals whose data was exposed is up sharply to 9 million. That's **3 million more** than last quarter.

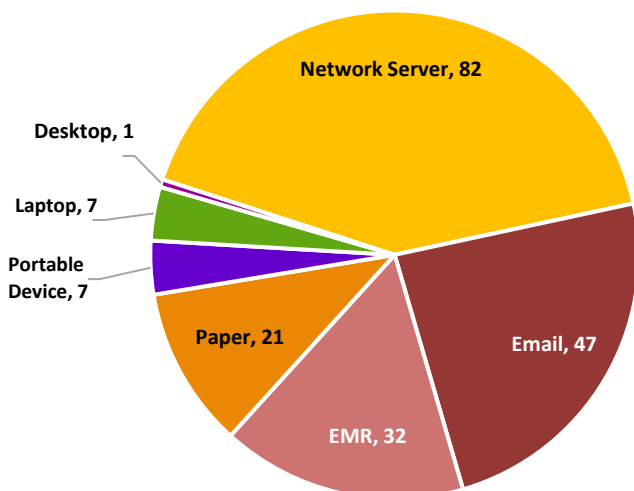
Email On the Front Lines

Email continues to be a major contributor to tallies in large breaches, once again the second-largest source for data breaches in this quarter.

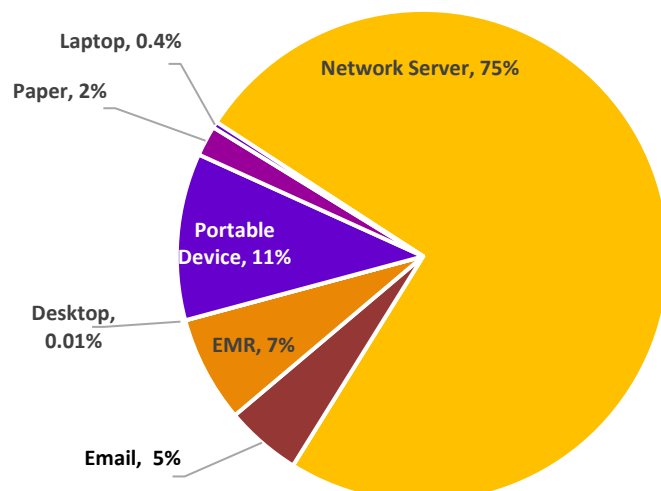
Bottom Line:

- **Obtain assurances of business associates' security practices** before signing agreements.
- **Train, remind, and remind your workforce again** to recognize and report any suspicious emails that might contain malicious software. **One click by one person** can be the cause of a major disruption to your organization.

Q2 '22 Breaches - Data Location



Q2 '22 Patient Impact - Data Location

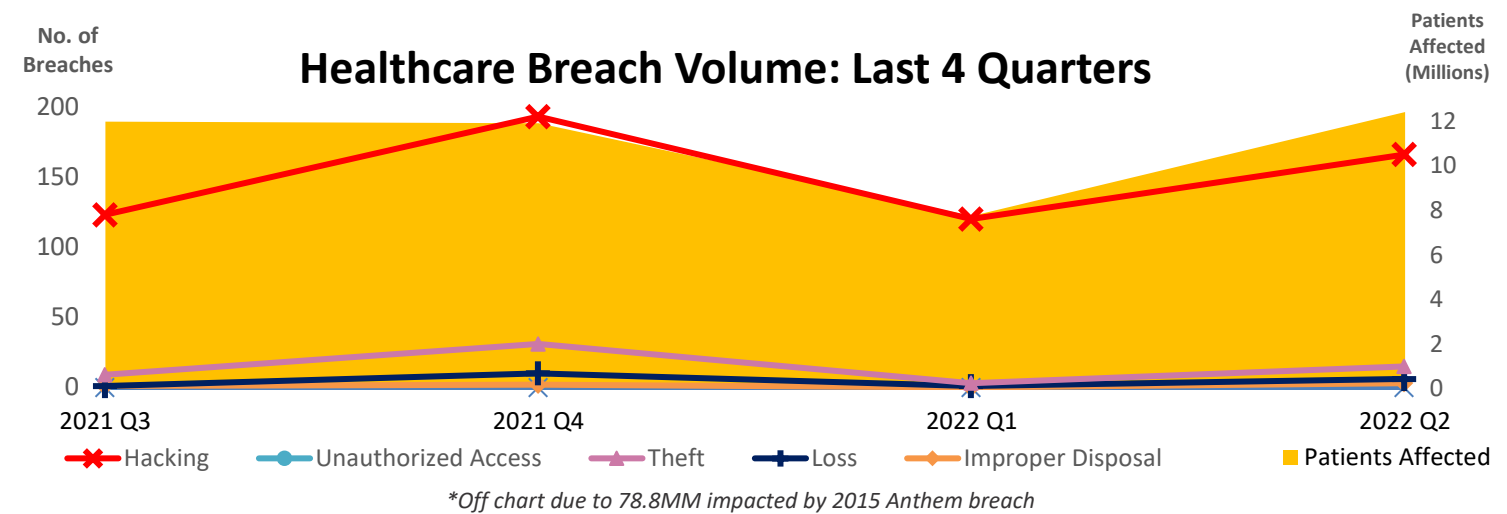
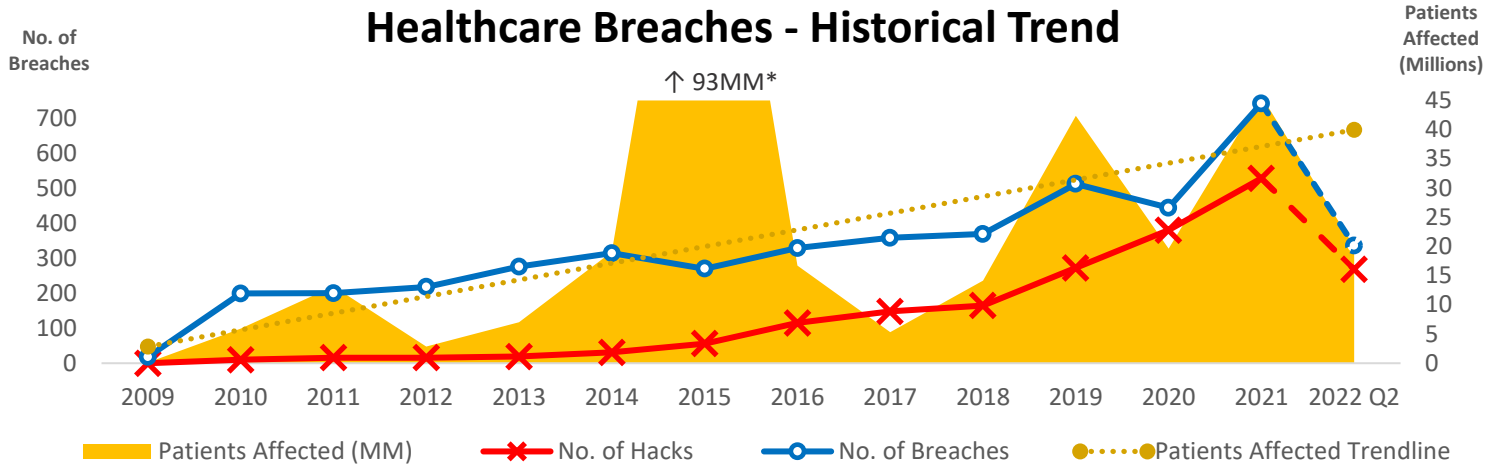


By the Numbers: Historical Trends

From 2009 to **June 30, 2022** there were **4,465 breaches** affecting 500 patients or more reported to the Department of Health and Human Services (HHS), bringing the total number of individuals affected to **323,826,486**.

Hacking is up another percentage point this quarter, impacting **82%** of all individuals whose data was accessed.

Business Associates and Business Partners have reported 1026 incidents (23% of the total), involving 96,467,600 patients, or 30% of all affected since reporting began.



Breach Breakdown – 2009 to present

Exploit Type	Number of Incidents	% Total Incidents	Number of Patients	% Patients
Hacking	1959	44%	264,898,967	82%
Unauthorized Access	1107	25%	18,661,273	6%
Theft	983	22%	26,667,614	7%
Loss	220	5%	8,318,981	3%
Improper Disposal	107	2%	2,116,152	1%
Other*	89	2%	3,163,499	1%

Source: https://ocrportal.hhs.gov/ocr/breach/breach_report.jsf

* Category discontinued in 2010