

Expertise you can trust

## By the Numbers: Second Quarter 2021

As the economy continues to improve, hacking activity has risen to keep pace. The cumulative percentage of patients affected by hacking **increased to 80%** this quarter, and hacking remains the leading breach type.

### Broken Records

In this quarter, **203 large breach events** were reported to HHS, with the number of individuals impacted **surpassing 11 million** for the first time. This sets a new record, beating the 171 breaches occurring in Q3 2020.

There were **155 hacking breaches** this quarter, a new high that beats the record of 134 set in Q3 2020.

Together, hacking and unauthorized access represent **94% of all reported events** this quarter, affecting **99% of all victims**. By contrast, only **nine breach events** occurred this quarter in the categories of loss and theft.

Old-school breaches still occur, however. **Three significant** paper-based incidents were reported, including an event where specimens labeled with personal information were discarded in regular trash.

### Network Attacks

**117 events** targeting network servers were reported this quarter, nearly doubling last quarter's total. Business associates' systems were targeted in **64** of these incidents, almost half of the total.

### Business Associates/Business Partners

**All but one of the attacks** on business associates this quarter involved hacking or unauthorized access.

Because unauthorized access is often associated with ransomware, we recommend an increased focus on business associates' internal security practices.

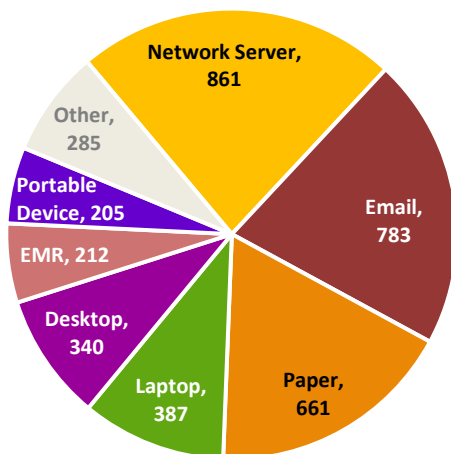
Ask your business associates how often they update their risk analysis and what measures/safeguards are in place to protect critical systems.

### Think Before Clicking that Link!

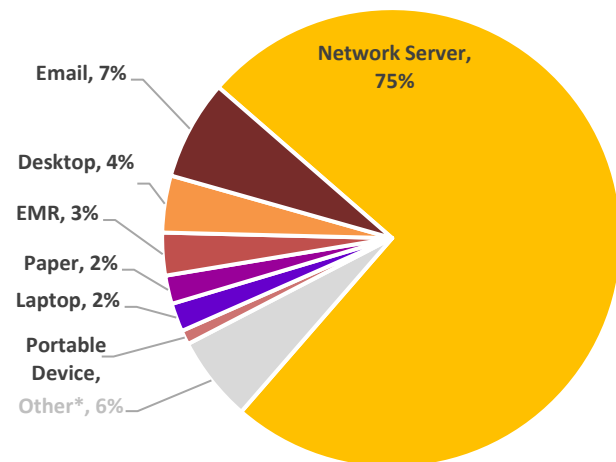
Email continues to trend as a target for ransomware attacks. Email was once again the **second largest** source of data breaches, with **48 reported incidents** impacting over **one million individuals**. Bad actors still succeed in persuading people to click on links or open attachments that allow malware and ransomware to gain access.

Our recommendation: **Consider conducting an anti-phishing campaign** to raise awareness and promote safe email practices.

Q2 '21 Breaches - Data Location



Q2 '21 Patient Impact - Data Location

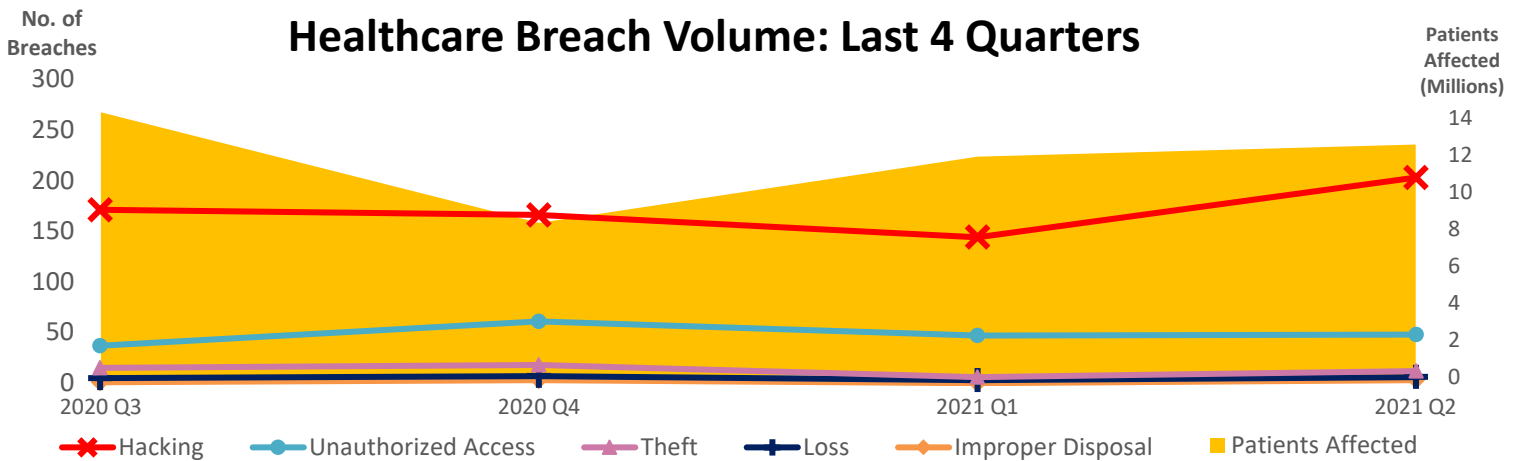


# By the Numbers: Historical Trends

From 2009 to June 31, 2021, **3,734 breaches** that affected 500 or more patients were reported to the Department of Health and Human Services (HHS), for a total of **280,124,083 patients** affected.

**Hacking** and **unauthorized access** were the most common data breach types reported, jointly responsible for **99% of all impacted patients**. Only **six breach events** this quarter were attributed to **loss** and **theft** combined.

Since reporting began, **business associates and business partners** have reported **1,003 incidents**, or **27% of all breaches**, impacting **94,523,433 patients**, or **46% of the total** for this quarter alone. Fully **70% of the individuals impacted** were victimized due to events affecting Business Associates. The number of large breaches experienced by business associates nearly doubled, from 52 in the first quarter to **93 in second quarter**.

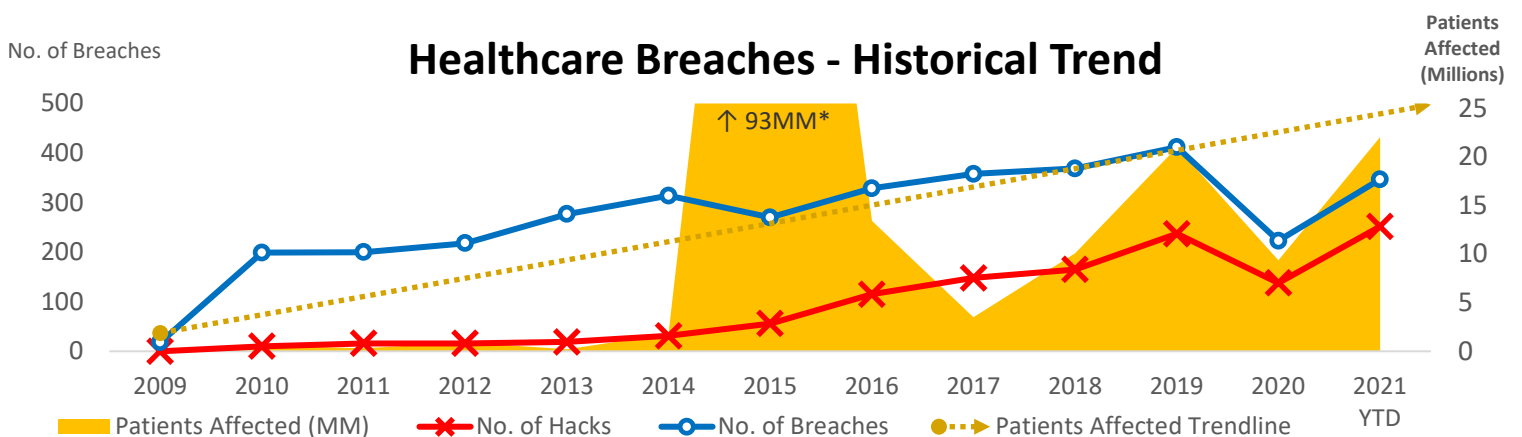


## Breach Breakdown – 2009 to present:

Exploit Type	Number of Incidents	% of Total Incidents	Number of Patients	% of Patients
<b>Hacking</b>	<b>1415</b>	<b>38%</b>	<b>212,854,398</b>	<b>80%</b>
<b>Unauthorized Access</b>	<b>978</b>	<b>26%</b>	16,540,758	6%
<b>Theft</b>	943	<b>25%</b>	<b>26,294,180</b>	<b>9%</b>
<b>Loss</b>	208	6%	8,286,600	3%
<b>Improper Disposal</b>	101	3%	1,922,771	1%
<b>Other*</b>	89	2%	3,163,499	1%

Source: [https://ocrportal.hhs.gov/ocr/breach/breach\\_report.jsf](https://ocrportal.hhs.gov/ocr/breach/breach_report.jsf)

\* Category discontinued in 2010



\*Off chart due to 78.8MM impacted by 2015 Anthem breach