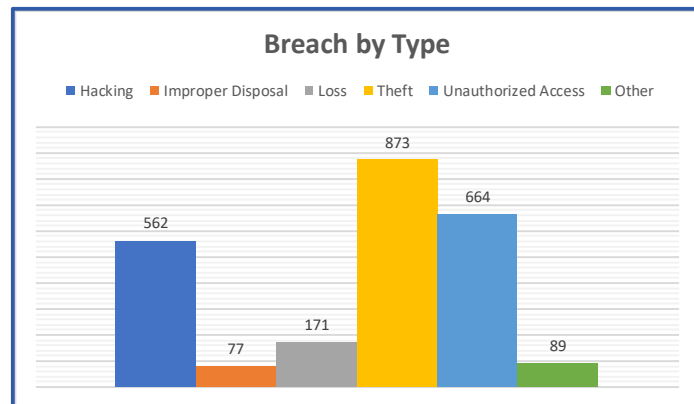
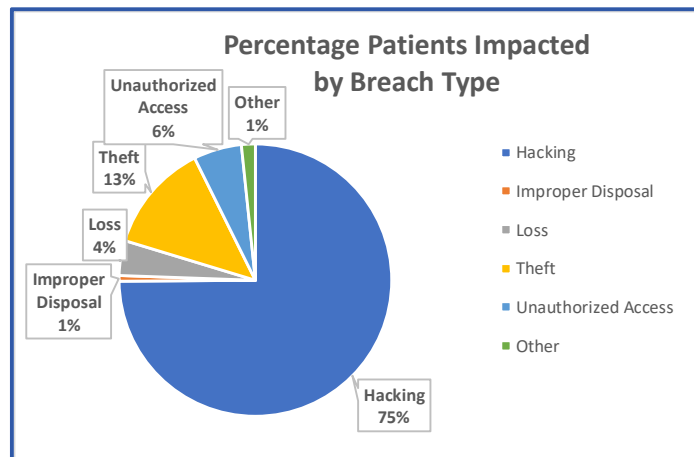


FIRST QUARTER – 2019

From 2009 to **January 31, 2019** – there have been **2,436 breaches** affecting **194,797,961 patients** that were reported to the Department of Health and Human Services (HHS); each breach involving over 500 patients.

Reasons for Breach	Number of Incidents	% of Total Incidents	Number of Patients	% of Patients
Hacking	562	23%	145,860,505	75%
Improper Disposal	77	3%	1,313,510	1%
Loss	171	7%	8,036,090	4%
Other	89	4%	3,163,499	2%
Theft	873	36%	25,266,554	12%
Unauthorized Access	664	27%	11,157,803	6%



21% (512 incidents) of all reported breaches were caused by Business Associate/Business Partners affecting **40,036,315 patients (21%)**. Network Servers logically, impact the largest number of patients when breached (**144 Million**). Although hacking is only **23%** of the Number of Incidents, hacking has impacted **75% of all patients** since reporting began in 2009.



FIRST QUARTER – 2019

(Continued from previous page)

Type of Breach	Number of Incidents	% of Total Incidents	Number of Patients	% of Patients
Desktop	286	12%	10,443,845	5%
EMR	144	6%	7,462,835	4%
Email	336	14%	6,939,356	4%
Laptop	358	15%	6,305,677	3%
Network Server	398	16%	143,976,868	74%
Other	211	9%	13,251,780	7%
Portable Device	179	7%	2,341,467	1%
Paper	524	21%	4,076,133	2%



Source: https://ocrportal.hhs.gov/ocr/breach/breach_report.jsf